

**COVID-19 SAFE WORKING PRACTICE
EFFECTIVE FROM 1ST JANUARY 2022**

IMPORTANT:

Please read the following guidance BEFORE setting off for your training course at Morris Services Limited.

These procedures are part of an overall Company Covid-19 safety strategy at our centre after updated guidance from the Department of Education, PHE and awarding bodies designed to protect not only our staff but also all candidates and visitors to the Avondale Business Centre.

We would ask you to strictly comply with these procedures, and any instructions given by the teaching staff, throughout your time with us. Anyone repeatedly failing to do so may be asked to leave the course.

The overall safety requirements whilst attending training at Morris Services Limited are:-

- Wash your hands regularly with soap and hot water for at least 20 seconds or use the sanitiser stations provided in reception, outside unit 18 and both in our workshop and classroom areas.
- No hand shaking!
- Main social distancing whenever possible and remain seated at your allocated desk with a protective perspex shield around you.
- Cover your nose and mouth when you sneeze/cough with one of the tissues supplied at the entrance table in the workshop, then immediately dispose of the tissue in the plastic bin provided.
- Please **DO NOT** attend the training course if you or anyone in your household (or anyone you work with) are unwell or are displaying symptoms of COVID-19 in the 14 days. Please seek medical advice and we will endeavour to re schedule your training on a future occurrence.
- In line with government guidance for all educational settings we endorse all candidates and staff continuing to test twice weekly at home, with lateral flow device (LFD) test kits, 3 to 4 days apart. Testing remains voluntary but is strongly encouraged. And the current advice followed upon a positive outcome.


Administration Office:

1st Floor Unit 18 Avondale Business Centre Woodland Way Kingswood, Bristol BS15 1AW

Tel: 01179610880 E: enquiries@morriservices.co.uk www.morriservices.co.uk

Registered in England & Wales No. 5832600

VAT Registration No. GB310525648



**COVID-19 SAFE WORKING PRACTICE
EFFECTIVE FROM 1ST JANUARY 2022**

Please ensure that you bring the following with you:

- A packed lunch, along with any snacks and drinks you may need throughout the training as Morris Services Limited will **NOT** be providing any food or hot drinks at this time. We will however provide bottled water.
- Your signed Covid-19 declaration form. This will have been sent to you prior to the course commencement. Please complete and sign it and bring along with you as you will be asked for it on arrival to meet our obligations and audit requirements upon inspection.
- MASKS should be worn throughout all communal areas at the Avondale Business Centre, however as filtered F7 ventilation has been installed within our centre (Unit 18) masks are voluntary and are provided on the entrance table in the workshop for your use along with gloves.

On arrival at Morris Services Limited (and on every day of the course)

- On entering the Avondale Business Centre car park, please remove and dispose of all gloves before entering reception and use the hand sanitiser on your left.
- You will be taken to your allocated seat for the training course.

Whilst you are at our Training Centre:

- **Maintain a distance from other people whenever possible.**
- **Please take all breaks in (or by) your vehicle in the car park.** Direct access to the car park is through reception at the front of the building.
- **Smoking.** This is strictly not permitted (including the use of electronic cigarettes) anywhere inside the Avondale Business Centre. Anyone wishing to smoke must go outside and maintain distance from other smokers whilst doing so. Please discard your cigarettes in the box provided for this purpose on the loading bay wall next to the reception door.
- **Use the hand sanitiser provided EVERY time you re-enter the building**


Administration Office:

1st Floor Unit 18 Avondale Business Centre Woodland Way Kingswood, Bristol BS15 1AW

Tel: 01179610880 E: enquiries@morriservices.co.uk www.morriservices.co.uk

Registered in England & Wales No. 5832600

VAT Registration No. GB310525648



COVID-19 DECLARATION FORM
EFFECTIVE FROM 1ST JANUARY 2022

IMPORTANT:

PLEASE COMPLETE THIS FORM. THEN SIGN IT TO CONFIRM THAT YOU AGREE TO COMPLY WITH OUR COVID -19 SAFE WORKING PRACTICE.

We have recently revised our overall Company Covid-19 safety strategy at Morris Services Limited which is designed to protect not only the Staff but also all candidates and visitors to the Avondale Business Centre.

There will be sanitizer stations available throughout the Avondale Business Centre and within Unit 18 along with other PPE such as masks/gloves etc. Please use the soap and tissues provided after using the toilets.

Masks MUST be worn when moving around the centre, but not when seated within unit 18 (unless you wish to do so, at your discretion).

| Please answer ALL the following questions by ticking the appropriate box | | YES | NO |
|--|--|-----|----|
| 1 | Do you currently have any symptoms of Covid-19? | | |
| 2 | Have you, or anyone in your household, had any symptoms of Covid-19 in the last 14 days? | | |
| 3 | Is anyone in your household self-isolating? | | |
| 4 | Has anyone you work with had any symptoms of Covid-19 in the last 14 days? | | |

DECLARATION:

I confirm that I have read the above, and fully understand the above questions I have answered.

NAME: _____

SIGNATURE: _____

DATE: _____

GROUP: _____


Administration Office:

1st Floor Unit 18 Avondale Business Centre Woodland Way Kingswood, Bristol BS15 1AW

Tel: 01179610880 E: enquiries@morriservices.co.uk www.morriservices.co.uk

Registered in England & Wales No. 5832600

VAT Registration No. GB310525648





Joint Council for
Qualifications^{CIC}

Information for candidates

Coursework assessments

With effect from 1 September 2021

Produced on behalf of:



©JCQ^{CIC} 2021

This document tells you about some things that you **must** and **must not** do when you are completing coursework.

When you submit any coursework for marking, you will be asked to sign an authentication statement confirming that you have read and followed these regulations.

If there is anything that you do not understand, you **must** ask your teacher.

Coursework provides you with an opportunity to do some independent research into a topic. The research you do will involve looking for information in published sources such as textbooks, encyclopedias, journals, TV, radio and on the internet.

Using information from published sources (including the internet) as the basis for your coursework is a good way to demonstrate your knowledge and understanding of a subject. You **must** take care how you use this material though – you **cannot** copy it and claim it as your own work

The regulations state that:

‘the work which you submit for assessment **must** be your own’;

‘you **must not** copy from someone else or allow another candidate to copy from you’.

If you use the same wording as a published source, you **must** place quotation marks around the passage and state where it came from. This is called ‘referencing’. You **must** make sure that you give detailed references for everything in your work which is not in your own words. A reference from a printed book or journal should show the name of the author, the year of publication and the page number, for example: (Morrison, 2000, p29).

For material taken from the internet, your reference should show the date when the material was downloaded and **must** show the precise web page, not the search engine used to locate it. This can be copied from the address line. For example: http://news.bbc.co.uk/onthisday/hi/dates/stories/october/28/newsid_2621000/2621915.stm, downloaded 5 February 2022.

You may be required to produce a bibliography at the end of your work. This **must** list the full details of publications you have used in your research, even where these are not directly referred to, for example: Curran, J. *Mass Media and Society* (Hodder Arnold, 2005).

If you copy the words or ideas of others and do not show your sources in references and a bibliography, this will be considered as cheating.

Preparing your coursework – good practice

If you receive help and guidance from someone other than your teacher, you **must** tell your teacher who will then record the nature of the assistance given to you.

Your parent/carer may provide you with access to resource materials and discuss your coursework with you. However, they **must not** give you direct advice on what should or should not be included.

If you worked as part of a group on an assignment, you **must** each write up your own account of the assignment. Even if the data you have is the same, the description of how that data was obtained and the conclusions you draw from it should be in your own words.

You **must** meet the deadlines that your teacher gives you. Remember - your teachers are there to guide you. Although they cannot give you direct assistance, they can help you to sort out any problems before it is too late.

Take care of your work and keep it safe. **Don't** leave it lying around where your classmates can find it or share it with anyone, including posting it on social media. You **must always** keep your coursework secure and confidential whilst you are preparing it; **do not** share it with your classmates. If it is stored on the computer network, keep your password secure. Collect all copies from the printer and destroy those you do not need.

Don't be tempted to use pre-prepared online solutions – this is cheating. Electronic tools used by awarding bodies can detect this sort of copying.

You **must not** write inappropriate, offensive or obscene material.

Plagiarism

Plagiarism involves taking someone else's words, thoughts or ideas and trying to pass them off as your own. **It is a form of cheating which is taken very seriously.**

Don't think you won't be caught; there are many ways to detect plagiarism.

- Markers can spot changes in the style of writing and use of language.
- Markers are highly experienced subject specialists who are very familiar with work on the topic concerned – they may have read the source you are using, or even marked the work you have copied from!
- Internet search engines and specialised computer software can be used to match phrases or pieces of text with original sources and to detect changes in the grammar and style of writing or punctuation.

Penalties for breaking the regulations

If your work is submitted and it is discovered that you have broken the regulations, one of the following penalties will be applied:

- the piece of work will be awarded zero marks;
- you will be disqualified from that unit for that examination series;
- you will be disqualified from the whole subject for that examination series;
- you will be disqualified from all subjects and barred from entering again for a period of time.

The awarding body will decide which penalty is appropriate.

REMEMBER - IT'S YOUR QUALIFICATION SO IT NEEDS TO BE YOUR OWN WORK



Joint Council for
Qualifications^{CIC}

Information for candidates

Non-examination assessments

With effect from 1 September 2021

Produced on behalf of:



©JCQ^{CIC} 2021

This document tells you about some things that you **must** and **must not** do when you are completing your work.

When you submit your work for marking, the awarding body will normally require you to sign an authentication statement confirming that you have read and followed the regulations.

If there is anything that you do not understand, you **must** ask your teacher.

Preparing your work — good practice

If you receive help and guidance from someone other than your teacher, you **must** tell your teacher who will then record the nature of the assistance given to you.

If you worked as part of a group on an assignment, for example undertaking field research, you **must** each write up your own account of the assignment. Even if the data you have is the same, you **must** describe in your own words how that data was obtained and you **must independently draw your own conclusions from the data.**

You **must** meet the deadlines that your teacher gives you. Remember – your teachers are there to guide you. Although they cannot give you direct assistance, they can help you to sort out any problems before it is too late.

Take care of your work and keep it safe. **Do not** leave it lying around where your classmates can find it or share it with anyone, including posting it on social media. You must always keep your work secure and confidential whilst you are preparing it; **do not** share it with your classmates. If it is stored on the computer network, keep your password secure. Collect all copies from the printer and destroy those you do not need.

Do not be tempted to use pre-prepared online solutions – this is cheating. Electronic tools used by awarding bodies can detect this sort of copying.

You **must not** write inappropriate, offensive or obscene material.

Research and using references

In some subjects you will have an opportunity to do some independent research into a topic.

The research you do may involve looking for information in published sources such as textbooks, encyclopedias, journals, TV, radio and on the internet.

Using information from published sources (including the internet) as the basis for your assignment is a good way to demonstrate your knowledge and understanding of a subject. You **must** take care how you use this material though – you **cannot** copy it and claim it as your own work.

The regulations state that:

‘the work which you submit for assessment **must** be your own’;

‘you **must not** copy from someone else or allow another candidate to copy from you’.

When producing a piece of work, if you use the same wording as a published source, you **must** place quotation marks around the passage and state where it came from. This is called ‘referencing’. You **must** make sure that you give detailed references for everything in your work which is not in your own words. A reference from a printed book or journal should show the name of the author, the year of publication and the page number, for example: Morrison, 2000, p29.

For material taken from the internet, your reference should show the date when the material was downloaded and **must** show the precise web page, not the search engine used to locate it. This can be copied from the address line. For example: http://news.bbc.co.uk/onthisday/hi/dates/stories/october/28/newsid_2621000/2621915.stm, downloaded 5 February 2022.

You may be required to include a bibliography at the end of your piece of written work. Your teacher will tell you whether a bibliography is necessary. Where required, your bibliography **must** list the full details of publications you have used in your research, even where these are not directly referred to, for example: Curran, J. *Mass Media and Society* (Hodder Arnold, 2005).

If you copy the words or ideas of others and do not show your sources in references and a bibliography, this will be considered as cheating.

Plagiarism

Plagiarism involves taking someone else's words, thoughts or ideas and trying to pass them off as your own. **It is a form of cheating which is taken very seriously.**

Don't think you won't be caught; there are many ways to detect plagiarism.

- Markers can spot changes in the style of writing and use of language.
- Markers are highly experienced subject specialists who are very familiar with work on the topic concerned — they may have read the source you are using, or even marked the work you have copied from!
- Internet search engines and specialised computer software can be used to match phrases or pieces of text with original sources and to detect changes in the grammar and style of writing or punctuation.

Penalties for breaking the regulations

If it is discovered that you have broken the regulations, one of the following penalties will be applied:

- the piece of work will be awarded zero marks;
- you will be disqualified from that component for the examination series in question;
- you will be disqualified from the whole subject for that examination series;
- you will be disqualified from all subjects and barred from entering again for a period of time.

The awarding body will decide which penalty is appropriate.

REMEMBER - IT'S YOUR QUALIFICATION SO IT NEEDS TO BE YOUR OWN WORK



Joint Council for
Qualifications^{CIC}

Information for candidates

On-screen tests

With effect from 1 September 2021

Produced on behalf of:



©JCQ^{CIC} 2021

**This document has been written to help you.
Read it carefully and follow the instructions.**

If there is anything you do not understand ask your teacher.

A. Regulations – Make sure you understand the rules

- 1** Be on time for your on-screen test(s). If you are late, your work might not be accepted.
- 2** Do not become involved in any unfair or dishonest practice during the on-screen test.
- 3** If you try to cheat, or break the rules in any way, you could be disqualified from all your subjects.
- 4** Only take into the exam room the materials and equipment which are allowed.
- 5** You must not take into the exam room:
 - (a) notes;
 - (b) an iPod, a mobile phone, a MP3/4 player or similar device, **or a watch.**

Unless you are told otherwise, you must not have access to:

- (c) the internet, email, data stored on the hard drive, or portable storage media such as floppy disks, CDs and memory sticks;
- (d) pre-prepared templates.

Remember: possession of unauthorised material is breaking the rules, even if you do not intend to use it, and you will be subject to penalty and possible disqualification.

- 6** **If you have a watch, the invigilator will ask you to hand it to them.**
- 7** Do not talk to or try to communicate with or disturb other candidates once the on-screen test has started.
- 8** If you leave the exam room unaccompanied by an invigilator before the on-screen test has finished, you will not be allowed to return.
- 9** Do not borrow anything from another candidate during the on-screen test.

B. Information – Make sure you attend your on-screen test and bring what you need

- 1** Know the date and time of your on-screen test(s). Arrive at least ten minutes before the start of your on-screen test.
- 2** If you arrive late for an on-screen test, report to the invigilator running the test.
- 3** If you arrive more than one hour after the published starting time for the on-screen test, you may not be allowed to take it.
- 4** Your centre will inform you of any equipment which you may need for the on-screen test.

C. Calculators, dictionaries and computer spell-checkers

- 1 You may use a calculator unless you are told otherwise.
- 2 If you use a calculator:
 - (a) make sure it works properly; check that the batteries are working properly;
 - (b) clear anything stored in it;
 - (c) remove any parts such as cases, lids or covers which have printed instructions or formulae;
 - (d) do not bring into the examination room any operating instructions or prepared programs.
- 3 Do not use a dictionary or computer spell checker unless you are told otherwise.

D. Instructions during the on-screen test

- 1** Always listen to the invigilator. Always follow their instructions.
- 2** Tell the invigilator at once if:
 - (a) you have been entered for the wrong on-screen test;
 - (b) the on-screen test is in another candidate's name;
 - (c) you experience system delays or any other IT irregularities.
- 3** You may be given a question paper or the instructions may be on screen. In either case, read carefully and follow the instructions.

E. Advice and assistance

- 1 If on the day of the on-screen test you feel that your work may be affected by ill health or any other reason, tell the invigilator.
- 2 Put up your hand during the on-screen test if:
 - (a) you have a problem with your computer and are in doubt about what you should do;
 - (b) you do not feel well.
- 3 You must not ask for, and will not be given, any explanation of the questions.

F. At the end of the on-screen test

- 1 Ensure that the software closes at the end of the on-screen test.
- 2 If you are required to print off work outside the time allowed for the on-screen test, ensure that you collect your own work. You must not share your work with other candidates. Make sure that another candidate does not collect your printout(s).
- 3 Do not leave the exam room until told to do so by the invigilator.
- 4 Do not take from the exam room any stationery. This includes rough work, printouts or any other materials provided for the on-screen test.



Joint Council for
Qualifications^{CIC}

Information for candidates

Written examinations

With effect from 1 September 2021

Produced on behalf of:



©JCQ^{CIC} 2021

**This document has been written to help you.
Read it carefully and follow the instructions.**

If there is anything you do not understand, especially which calculator you may use, ask your teacher.

A. Regulations – Make sure you understand the rules

- 1 Be on time for all your exams. If you are late, your work might not be accepted.
- 2 Do not become involved in any unfair or dishonest practice during the exam.
- 3 If you try to cheat, or break the rules in any way, you could be disqualified from all your subjects.
- 4 You must not take into the exam room:
 - (a) notes;
 - (b) an iPod, a mobile phone, a MP3/4 player or similar device, **or a watch.**

Any pencil cases taken into the exam room must be see-through.

Remember: possession of unauthorised material is breaking the rules, even if you do not intend to use it, and you will be subject to penalty and possible disqualification.

- 5 **If you have a watch, the invigilator will ask you to hand it to them.**
- 6 Do not use correcting pens, fluid or tape, erasable pens, highlighters or gel pens in your answers.
- 7 Do not talk to or try to communicate with, or disturb other candidates once the exam has started.
- 8 You must not write inappropriate, obscene or offensive material.
- 9 If you leave the exam room unaccompanied by an invigilator before the exam has finished, you will not be allowed to return.
- 10 Do not borrow anything from another candidate during the exam.

B. Information – Make sure you attend your exams and bring what you need

- 1** Know the dates and times of all your exams. Arrive at least ten minutes before the start of each exam.
- 2** If you arrive late for an exam, report to the invigilator running the exam.
- 3** If you arrive more than one hour after the published starting time for the exam, you may not be allowed to take it.
- 4** Only take into the exam room the pens, pencils, erasers and any other equipment which you need for the exam.
- 5** You must write clearly and in black ink. Coloured pencils or inks may only be used for diagrams, maps, charts, etc. unless the instructions printed on the front of the question paper state otherwise.

C. Calculators, dictionaries and computer spell-checkers

- 1 You may use a calculator unless you are told otherwise.
- 2 If you use a calculator:
 - (a) make sure it works properly; check that the batteries are working properly;
 - (b) clear anything stored in it;
 - (c) remove any parts such as cases, lids or covers which have printed instructions or formulae;
 - (d) do not bring into the exam room any operating instructions or prepared programs.
- 3 Do not use a dictionary or computer spell checker unless you are told otherwise.

D. Instructions during the exam

- 1 Always listen to the invigilator. Always follow their instructions.
- 2 Tell the invigilator at once if:
 - (a) you think you have not been given the right question paper or all of the materials listed on the front of the paper;
 - (b) the question paper is incomplete or badly printed.
- 3 Read carefully and follow the instructions printed on the question paper and/or on the answer booklet.
- 4 Do not start writing anything until the invigilator tells you to fill in all the details required on the front of the question paper and/or the answer booklet before you start the exam.
- 5 Remember to write your answers within the designated sections of the answer booklet.
- 6 Do your rough work on the proper exam stationery. Cross it through and hand it in with your answers.

Make sure you add your candidate details to any additional answer sheets that you use, including those used for rough work.

E. Advice and assistance

- 1 If on the day of the exam you feel that your work may be affected by ill health or any other reason, tell the invigilator.
- 2 Put up your hand during the exam if:
 - (a) you have a problem and are in doubt about what you should do;
 - (b) you do not feel well;
 - (c) you need more paper.
- 3 You must not ask for, and will not be given, any explanation of the questions.

F. At the end of the exam

- 1 If you have used more than one answer booklet and/or any supplementary answer sheets, place them in the correct order.

Place any loose additional answer sheets inside your answer booklet. Make sure you add your candidate details to any additional answer sheets that you use.

- 2 Do not leave the exam room until told to do so by the invigilator.
- 3 Do not take from the exam room any stationery. This includes the question paper, answer booklets used or unused, rough work or any other materials provided for the exam.



Information for Candidates

Information About You and How We Use It

You have entered general or vocational qualifications such as GCSE, A-level, functional skills qualifications etc with one or more of the awarding bodies listed above. In order to be able to provide examinations and assessments, the awarding body needs to collect and use information about you. This notice provides you with a high level summary of the information the awarding body is required by law to give you about what happens to that information. For more detail see each awarding body's full Privacy Notice:

| | |
|---------------|---|
| AQA | https://www.aqa.org.uk/about-us/privacy-notice |
| CCEA | https://ccea.org.uk/legal/privacy-notice |
| City & Guilds | https://www.cityandguilds.com/help/help-for-learners/learner-policy |
| NCFE | https://www.ncfe.org.uk/legal-information |
| OCR | https://www.ocr.org.uk/about/our-policies/website-policies/privacy-policy/ |
| Pearson | https://qualifications.pearson.com/en/about-us/qualification-brands/gdpr.html |
| WJEC | https://www.wjec.co.uk/home/privacy-policy/ |

Who we are and how to contact us

Each awarding body is a separate organisation. Your school or examination centre will be able to confirm to you which awarding body is delivering each qualification you are undertaking and you will receive a statement confirming what qualifications you have been entered for and which awarding body. You will find links to each awarding body's website and information on how to contact them here: <https://www.jcq.org.uk/contact-our-members/>

Information about you and from where it is obtained

Each awarding body whose qualifications you enter will need to use a variety of information about you. This includes obvious identification details such as your name, address, date of birth and your school or examination centre. It also includes information about your gender, race and health, where appropriate. This information is provided by you or your parents/guardians and/or by your school or examination centre.

Each awarding body will create certain information about you such as a candidate number, examination results and certificates.

You will find further information about this in the awarding bodies' full Privacy Notice (see links above) or by contacting the awarding body (see above).

What happens to the information about you

The awarding bodies use the information about you to deliver the examinations and assessments which you have entered. This includes making a variety of arrangements for you to sit the examinations or assessments, marking, providing you and your school or centre with results and certificates. The awarding bodies also use some of the information about you for equality monitoring and other statistical analysis.

The awarding bodies may share information about your results with official bodies such as the Department for Education and the examinations regulators (e.g. Ofqual in England) and also relevant local authorities and the Universities and Colleges Admissions Service (UCAS). An awarding body may also use information about you to investigate cheating and other examination malpractice and will share information about malpractice with other awarding bodies.

The awarding bodies take the security of the information about you that they hold seriously.

You will find further, technical information about what the awarding bodies do with information about you, why and the legal basis in the awarding bodies' full Privacy Notice, which can be accessed here (see links on page one) or by contacting the awarding body (see above).

Your rights

The law gives you a number of rights in relation to the information about you that the awarding bodies hold. Those rights are:

- Access – you are entitled to ask each awarding body about the information it holds about you.
- Rectification – you are entitled to ask each awarding body to correct any errors in the information that it holds about you.
- Erasure – in certain circumstances you are entitled to ask each awarding body to erase the information about you that it holds.
- Object to or restrict processing – in certain circumstances you are entitled to ask each awarding body to stop using information about you in certain ways.
- Complain – you are entitled to complain to the Information Commissioner (the body regulating the use of personal information) about what each awarding body does with information about you.

You will find further information about your rights in relation to information about you in the awarding bodies' full Privacy Notice, which can be accessed here (see links on page one) or by contacting the awarding body (see above).

How long the information about you is held

Each awarding body retains information about you only for as long as it is needed. Some of the information is needed only during the period in which you are undertaking the examination or assessment and is securely destroyed a short while afterwards. Other information about you, such as your name, gender, address, qualification and subjects entered and the results, are held indefinitely and for at least 40 years.

Each awarding body has its own retention policy that sets out what information it retains, how it is retained and for how long. You can find out more about retention policies by contacting each awarding body (see above).

How to find out more about the information about you that the awarding bodies use

To find out more about the information about you that the awarding bodies collect and use, including what happens to that information and why, you can review the awarding bodies' full Privacy Notice, which can be accessed here (see links on page one) or contact the awarding body. You will find links to each awarding body's website and information on how to contact them here: <https://www.jcq.org.uk/contact-our-members/>.

Please note

It is important to note that this notice concerns only how the awarding bodies use information about you (called your "personal data"). Complaints about how an awarding body handles your personal data can be made to the Information Commissioner (www.ico.org.uk). Information about the examinations and assessments themselves, including the rules about assessments, can be found on the JCQ Exams Office pages (www.jcq.org.uk/exams-office). The awarding bodies are regulated by Ofqual (<https://www.gov.uk/government/organisations/ofqual>) in England; Qualifications Wales (www.qualificationswales.org) in Wales, and the Council for the Curriculum, Examinations and Assessment (<http://ccea.org.uk/regulation>) in Northern Ireland.

Information for candidates Using social media and examinations/assessments



Image by Patrice Jones

This document has been written to help you stay within exam regulations.
Please read it carefully.

We all like to share our experiences when taking exams and sharing ideas with others online can be helpful when you're studying or revising.

However, it is important to consider what you say and to think about what information is being shared as there are limits to what you can share and you need to be careful not to break the rules. The rules are in place to ensure that exams are fair to everyone, students don't become worried about false rumours and any real issues can be sorted out quickly by the right people.

We'd like to ask you to act responsibly when discussing online. If you're in doubt about what you can and can't discuss online regarding your exams, it's always best to check with your teacher.

If you receive what is or what looks to be assessment related information through social media, or any other means, you must tell your teacher or another member of staff. You must show them what you have received (if available). They will then report the matter to the awarding body and it will be investigated.

Where candidates breach the rules for examinations, controlled assessments, coursework or non-examination assessments, awarding bodies have an obligation to investigate and may apply penalties.



Image by Ben Wight

You need to know that the following would be malpractice:

- copying or allowing work to be copied – e.g. posting written work on social networking sites prior to an examination/assessment;
- collusion: allowing others to help produce your work or helping others with theirs;
- asking others about what questions your exam will include (even if no one tells you);
- having or sharing details about exam questions before the exam - whether you think these are real or fake; or
- not telling exam boards or your school/college about exam information being shared.

Penalties that awarding bodies apply include:

- a written warning;
- the loss of marks for a section, component or unit;
- disqualification from a unit, all units or qualifications; or
- a ban from taking assessments or exams for a set period of time.

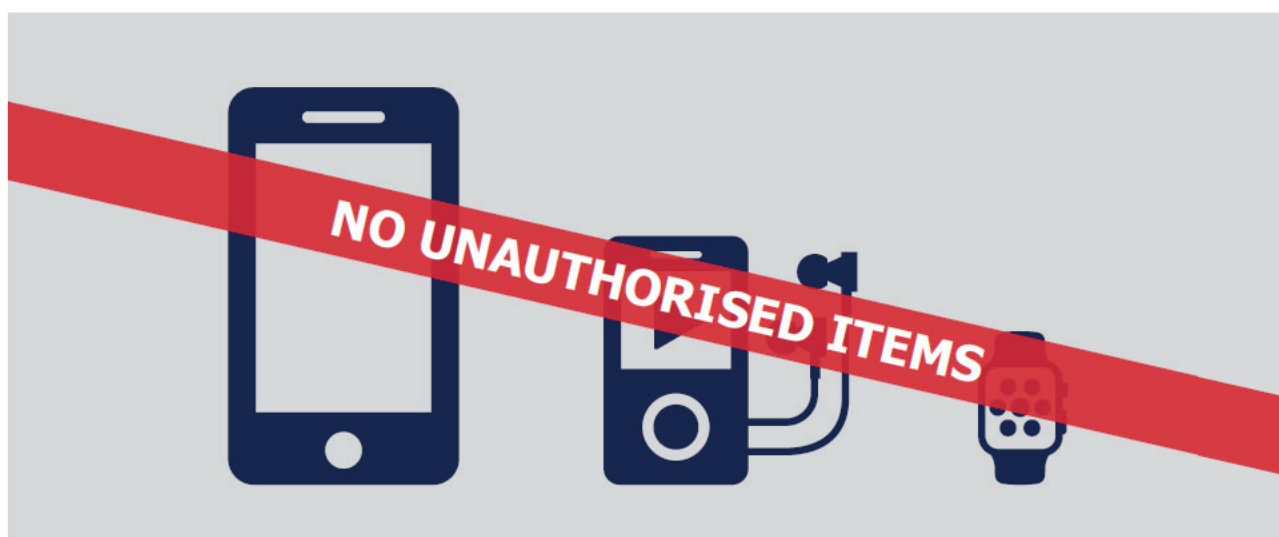
Please take the time to familiarise yourself with the JCQ rules:

<http://www.jcq.org.uk/exams-office/information-for-candidates-documents>



NO MOBILE PHONES WATCHES MP3/4 PLAYERS

**NO POTENTIAL TECHNOLOGICAL/WEB
ENABLED SOURCES OF INFORMATION**



**Possession of unauthorised items, such as a mobile
phone, is a serious offence and could result in**

DISQUALIFICATION
from your examination and your overall qualification.

This poster must be displayed in a prominent place outside each examination room.



| | | | | | |
|-----|---------------|------|-----|---------|------|
| AQA | City & Guilds | CCEA | OCR | Pearson | WJEC |
|-----|---------------|------|-----|---------|------|

Warning to Candidates

1. You **must** be on time for all your examinations.
2. **Possession of a mobile phone** or other unauthorised material **is not allowed** even if you do not intend to use it. You will be subject to penalty and possible disqualification from the exam/qualification.
3. You **must not** talk to, attempt to communicate with or disturb other candidates once you have entered the examination room.
4. You **must** follow the instructions of the invigilator.
5. You **must not** sit an examination in the name of another candidate.
6. You **must not** become involved in any unfair or dishonest practice in any part of the examination.
7. If you are confused about anything, only speak to an invigilator.

The *Warning to Candidates* must be displayed in a prominent place outside each examination room. This may be a hard copy A3 paper version or an image of the poster projected onto a wall or screen for all candidates to see.